



Assembly Instructions for Model Number **134R-WT (Reid)**

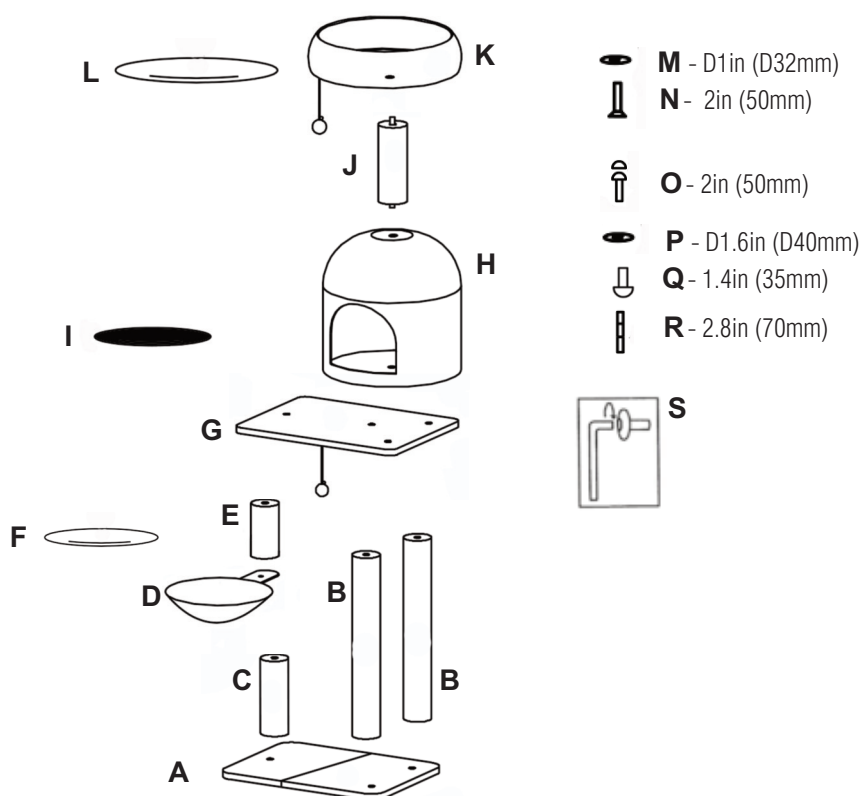
IMPORTANT INFORMATION

Unwrap and remove all parts from the box. Keep the box and packing material until the product is assembled. In case of return or exchange, failure to return product in similar condition as received could result in limited reimbursement. Please save sales receipt as proof of purchase for warranty purposes. Check to ensure you have all the parts below. If you discover any parts are missing, immediately call our toll-free service helpline at 1-800-428-8560 (Monday - Friday 9 a.m. to 4 p.m. EST) or at info@midwesthomes4pets.com.

PARTS IDENTIFICATION

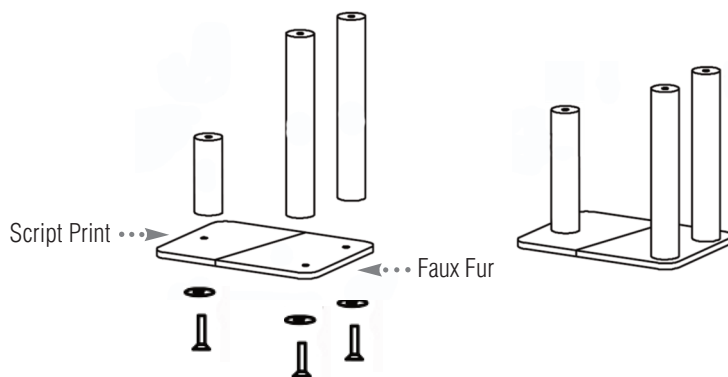
NOTE: A Flathead Screwdriver might be helpful as it can be used to tighten the Dual-Thread Screw. Please note the length and style of each hardware screw you are selecting for each step. These are noted below.

- A - Bottom Platform
- B - Long Sisal-Wrapped Tube - 23in (60cm)
- C - Medium Sisal-Wrapped Tube - 16in (40cm)
- D - Hoop Hammock
- E - Short Sisal-Wrapped Tube - 8in (19.5cm)
- F - Small Script Print Pillow
- G - Middle Platform
- H - Dome Cubby
- I - Faux Fur Pillow
- J - Short Sisal-Wrapped Tube w/
Screws Attached - 8in (19.5cm)
- K - Resting Perch
- L - Large Script Print Pillow
- M - Small Washers (3)
- N - Long Flat Head Screws (3)
- O - Long Dome-Head Screws (3) w/ Cover (1)
- P - Large Washer (1)
- Q - Short Dome Head Screw (1)
- R - Dual-Thread Screw (1)
- S - Allen Wrench

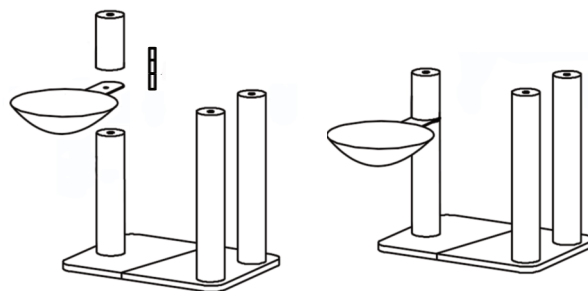


ASSEMBLY INSTRUCTIONS

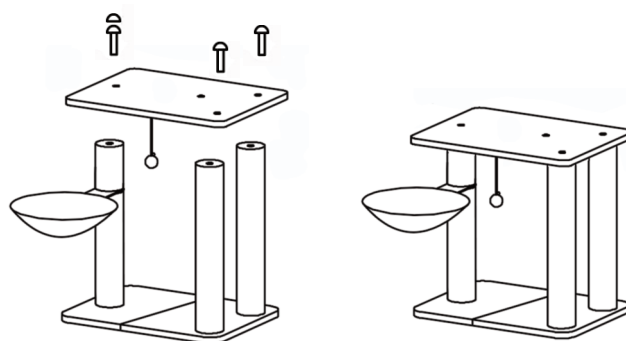
1. Attach the two Long Sisal-Wrapped Tubes (B) and the Medium Sisal-Wrapped Tube (C) to the Bottom Platform (A) using the Long Flat Head Screws (N) and Small Washers (M). The washers should be placed on the screws before inserting the screws up through the bottom of the platform. Use the Allen Wrench (S) to tighten. It is recommended that the Medium Tube be placed on the side with the script print fabric.



2. Insert a Dual-Thread Screw (R) in the Medium Sisal-Wrapped Tube (C). Place the Hoop Hammock (D) over the screw, then connect the Short Sisal-Wrapped Tube (E) by turning the tube clockwise on the screw to attach and tighten. Place the Small Script Print Pillow (F) in the hammock.

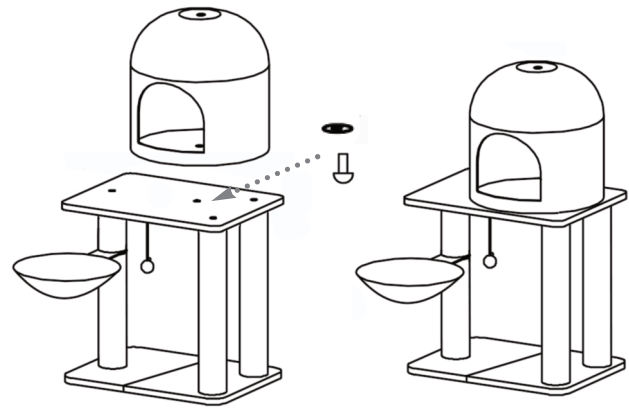


3. Place the Middle Platform (G) on the three tubes. Use the three Long Dome-Head Screws to affix the platform to the tubes. Use the Allen Wrench (S) to tighten. Place the Cover over the top of the Screw above the Hoop Hammock to conceal. The other two screws will be hidden by the Dome Cubby in the next step.

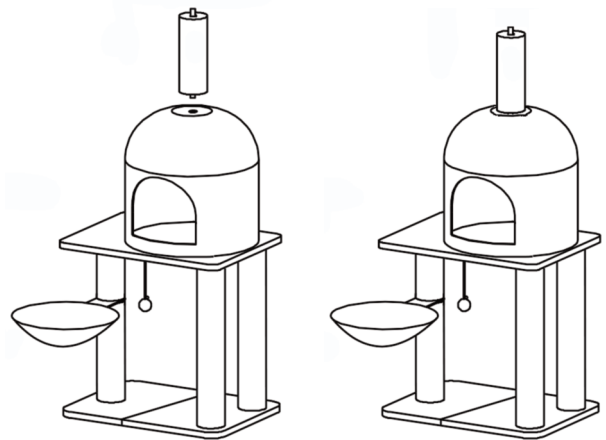


- 4.** Attach the Dome Cubby (H) to the Middle Platform using the Short Dome Head Screw (Q) and Large Washer (P). The washer should be placed on the screw before inserting the screw up through the bottom of the platform. Use the Allen Wrench (S) to tighten.

Place the Faux Fur Pillow (I) in the cubby.

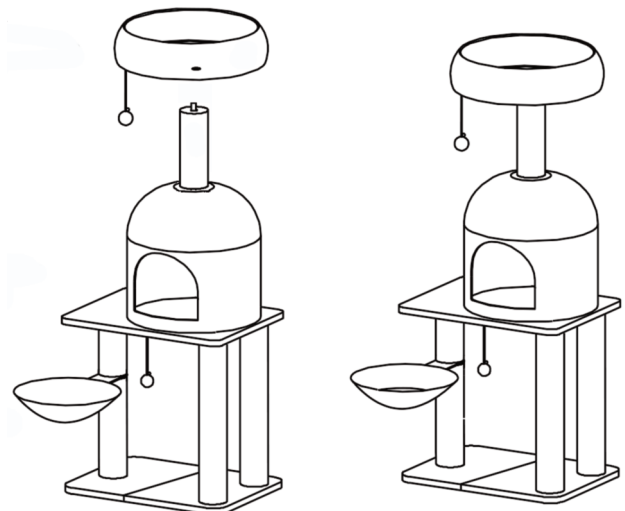


- 5.** Connect the Short Sisal-Wrapped Tube w/ Screws Attached (J) to the top of the Dome Cubby. Turn clockwise to tighten.



- 6.** Attach the Resting Perch (K) to the Short Sisal-Wrapped Tube w/ Screws Attached (J). Turn the Resting Perch clockwise to attach and tighten.

Place the Large Script Print Pillow (L) in the perch.



To clean your Feline Nuvo Cat Furniture, wipe with a damp cloth. Do not submerge or spray with water as this will damage the structure. Due to the size and weight of the Feline Nuvo Cat Furniture, it is recommended that you move the furniture by sliding it, using a piece of cardboard placed underneath or by using surface sliders to assist you.

TOLL-FREE SERVICE HELPLINE: If you have any problems or questions with the assembly of your new Feline Nuvo Cat Furniture, call our Service Helpline at: 1-800-428-8560 between 9:00 a.m. and 4:00 p.m. (EST) Monday through Friday.

LIMITED MANUFACTURER'S WARRANTY

1. For one (1) year from the date of original purchase, MIDWEST Homes For Pets ("MIDWEST") warrants to the purchaser of this pet furniture that, should it prove defective by reason of improper workmanship and/or material, MIDWEST will repair or replace, at its option, any defective part of the pet furniture, without charge for the part or for shipping. Replacement parts are warranted for the remainder of the original period.
2. **THIS WARRANTY DOES NOT COVER** defects in the furniture caused by any animal, any physical abuse to or misuse of the pet furniture, any damage caused by the original purchaser or any third party, or any defects arising or discovered more than one (1) year from the original retail purchase date.
3. **STEPS TO OBTAIN WARRANTY SERVICE:**
 - A. The purchaser must call MIDWEST's HELPLINE, 800-428-8560, to report the alleged defect to a customer service representative or obtain missing parts.
 - B. The customer service representative will determine if the defect is covered by this warranty and, if it is, will authorize and instruct the purchaser in how to obtain corrective action.
 - C. MIDWEST may require the purchaser to present the sales receipt or other proof of purchase prior to authorizing any return or replacement. No returns or replacements will be permitted without proper authorization. If a return or replacement is authorized, you may be requested to return the item to MIDWEST or to make the item available for pick-up by MIDWEST.
4. **ANY EXPRESS WARRANTY NOT PROVIDED IN THIS WARRANTY DOCUMENT, AND ANY REMEDY FOR BREACH OF CONTRACT THAT, BUT FOR THIS PROVISION, MIGHT ARISE BY IMPLICATION OR OPERATION OF LAW, IS HEREBY EXCLUDED AND DISCLAIMED. THE IMPLIED WARRANTIES OF MERCHANTABILITY AND OF FITNESS FOR ANY PARTICULAR PURPOSE ARE EXPRESSLY LIMITED TO A TERM OF ONE (1) YEAR. SOME STATES DO NOT ALLOW LIMITATIONS ON HOW LONG AN IMPLIED WARRANTY LASTS, SO THE ABOVE LIMITATIONS MAY NOT APPLY TO YOU.**
5. **UNDER NO CIRCUMSTANCES SHALL MIDWEST BE LIABLE TO PURCHASER OR ANY OTHER PERSON FOR ANY SPECIAL, INCIDENTAL OR CONSEQUENTIAL DAMAGES, WHETHER ARISING OUT OF BREACH OF WARRANTY, BREACH OF CONTRACT OR OTHERWISE, SOME STATES DO NOT ALLOW THE EXCLUSION OR LIMITATIONS OF INCIDENTAL OR CONSEQUENTIAL DAMAGES, SO THE ABOVE LIMITATIONS OR EXCLUSION MAY NOT APPLY TO YOU.**
6. This warranty gives you specific legal rights, and you may also have other rights which vary from state to state.

For a Complete Listing of Products
Cat Furniture • Pet Beds
Cat Playpens • Ex Pens • Accessories . . .
- Come Visit Our Website

