

Life Stages[®]

Your Dog's Home For Life[®]



home training & travel series

1622, 1624, 1630, 1636, 1642, 1648

Easily Sets Up & Folds
Down to Portable Size



Value Priced

Single Door Dog Crate



▲ Includes Divider Panel

Allows length of living area to be adjusted
as the puppy grows into the adult size home.



- Durable, Black Electro-Coat Finish
- Safe & Secure Slide Bolt Latches
- Includes Plastic Pan / Plastic Carrying Handles



Single Door Dog Crate

1622, 1624, 1630, 1636, 1642, 1648

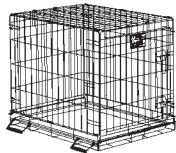
All Include Adjustable Divider Panel



1622

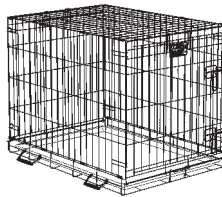
Size: 22 L x 13 W x 16 H"
56 x 33 x 41 cm
Mesh: 1 3/8 x 4 1/4"
3.5 x 10.8 cm
Wire Gauge: 3, 6, 7, 9, 11, 12
Weight: 10 lbs (11 w/ctn)
4.5 kg (5 w/ctn)
Finish: Black Electro-Coat
*** Accessories:** all 22" /
56 cm QuietTime® Beds

Designed for Toy Breeds



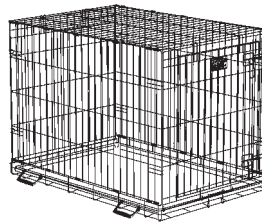
1624

Size: 24 L x 18 W x 21 H"
61 x 46 x 53 cm
Mesh: 1 1/2 x 4 1/2"
3.8 x 11.4 cm
Wire Gauge: 3, 6, 7, 8, 11, 12
Weight: 16 lbs (18 w/ctn)
7.3 kg (8.2 w/ctn)
Finish: Black Electro-Coat
*** Accessories:** FG24A, all 24" /
61 cm QuietTime® Beds



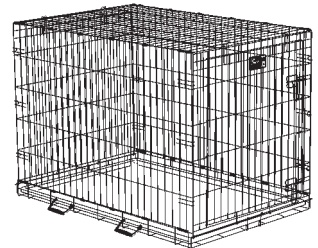
1630

Size: 30 L x 21 W x 24 H"
76 x 53 x 61 cm
Mesh: 1 1/2 x 5 1/8"
3.8 x 13 cm
Wire Gauge: 3, 6, 7, 8, 11, 12
Weight: 21 lbs (24 w/ctn)
9.5 kg (10.9 w/ctn)
Finish: Black Electro-Coat
*** Accessories:** FG30A, all 30" /
76 cm QuietTime® Beds




1636

Size: 36 L x 24 W x 27 H"
91 x 61 x 69 cm
Mesh: 1 1/2 x 5 7/8"
3.8 x 15 cm
Wire Gauge: 3, 6, 7, 9, 11, 12
Weight: 30 lbs (32 w/ctn)
13.6 kg (14.5 w/ctn)
Finish: Black Electro-Coat
*** Accessories:** FG36A, all 36" /
91 cm QuietTime® Beds



1642

Size: 42 L x 28 W x 31 H"
107 x 71 x 79 cm
Mesh: 1 1/2 x 5 1/2"
3.8 x 14 cm
Wire Gauge: 3, 6, 7, 9, 11, 12
Weight: 42 lbs (47 w/ctn)
19 kg (21.3 w/ctn)
Finish: Black Electro-Coat
*** Accessories:** FG42AB, all 42" /
107 cm QuietTime® Beds



1648

Size: 48 L x 30 W x 33 H"
122 x 76 x 84 cm
Mesh: 1 1/2 x 6"
3.8 x 15.2 cm
Wire Gauge: 3, 6, 7, 9, 11, 12
Weight: 48 lbs (54 w/ctn)
21.8 kg (24.5 w/ctn)
Finish: Black Electro-Coat
*** Accessories:** FG48AB, all 48" /
122 cm QuietTime® Beds



Roller POP Display

545

Length: 35 3/4" 93.4 cm
Width: Display 25 1/2" 64.8 cm
w/Header Sign 36 3/8" 92.4 cm
Height (overall with header):
w/Shelf 78 3/4" 200 cm
w/o Shelf 61" 155 cm
Weight: 50 lbs 22.7 kg

Cartons displayed vertically -

width: 63 5/8" 161.6 cm

Cartons displayed horizontally -

width: 42 5/8" 108.3 cm



* For a Complete Listing of Accessories

Pet Beds • Crate Casters
Feed Bowls • Ex Pens • Barriers ...

- Come Visit Our Website



www.midwesthomes4pets.com

P.O. Box 1031 Muncie, IN 47308 USA Made in China

800 428 8560 PART# 5023 (122)